


Troop 14 Norwalk Presents

# Klondike Derby

## #4



Hoyt Scout Reservation, W. Redding CT  
**January 24-26, 2020**

2nd Printing December 14, 2019

Updated Stations

Cooking Contest

**Powahay District — Connecticut Yankee Council BSA**

**Troop 14 Norwalk Presents**  
**Klondike Derby #4 (for Troops and Crews)**  
January 24-26, 2020  
Hoyt Scout Reservation, Redding CT

It is time once again to load up the sleds, harness the dog team and head north to Hoyt Scout Reservation for the annual Klondike Derby competition.

The Klondike is being organized as a day event for Saturday and will be hosted at the lower part of Hoyt. Camping one or two nights is optional and under troop leadership. Opening ceremony will be at the field in front of the Jackson Pavilion, ***The Klondike will officially end with a closing and awards ceremony at 4:30 pm on Saturday.*** Troops camping Saturday night will provide their own evening program.

Klondike Derby 2020 will start with optional camping Friday night with Troops being able to set up anytime after 5 PM. Troops arriving Saturday, should be prepared for opening ceremonies by 9 AM.

Troops can camp one night, two nights or just come for the day. Exciting events are being organized by Troop 14, utilizing basic Scouting skills and some just for fun. The troop is requesting each troop to sponsor one of the stations.

### **KLONDIKE HQ**

The Ranger Station on top of the hill in the main parking area will serve as the Klondike HQ for the weekend.

- Check-in/Registration—Please check in BEFORE setting up your campsite
- First Aid and Warming Area
- The Jackson Pavilion will serve as T14 Program HQ

#### **Troop's Responsibilities:**

- ➔ To make sure their Scouts are prepared for cold weather activities and/or camping for one to two nights.
- ➔ If we move forward with a district activity under potential travel advisory conditions, Unit Leadership is responsible to determine safe driving conditions for their unit and if their Scouts are prepared to meet the challenges of the pending weather. If a Troop has any concerns, please stay home and be safe.
- ➔ Each unit is required to carry at least Part A and B of the Annual Health and Medical Form and a permission form for each scout signed by a parent or legal guardian, giving consent for the Scout to participate in the activity and consent for medical treatment.
- ➔ Troops camping will need to have at least one adult certified in First Aid/CPR. Please provide the name of that person at check-in along with your troop roster.

#### **Sign-up and Registration**

\$20 Youth & \$20 Adults

**Early Bird \$15.00—Youth and \$12.00 Adults Due by January 8, 2020 Roundtable**

**Online Registration at: <https://mycouncil.ctyankee.org/Event/594>**

***We're asking all troops to be registered and paid by January 15.*** This will allow Troop 14 to plan for the best possible program.

#### **Questions:**

- ➔ Registration and other logistics: John Hanks at [johnwhanks@hotmail.com](mailto:johnwhanks@hotmail.com).
- ➔ Program: Joel DeGray: [joeldegraybsa@gmail.com](mailto:joeldegraybsa@gmail.com)
- ➔ Program: Mike Dorrico, Scoutmaster T14 at [mdorrico11@aol.com](mailto:mdorrico11@aol.com)

#### **SPL Roundtable Wednesday, Jan. 8, 2020 — 7:15 PM**

the Lapham Community Center, Waveny Park, 633 South Ave., New Canaan

Directions at [https://laphamcenter.org/welcome\\_directions.pdf](https://laphamcenter.org/welcome_directions.pdf)

All troops attending the Klondike are asked to have their troop represented by their SPL (or at least one of their youth leaders) at this Klondike Planning Meeting. The SPL's will meet on their own and then make a report to the Boy Scout Leaders at the Roundtable.

## KLONDIKE SCHEDULE (as of 12/14/19)

### Friday

- 5:00 PM: Campgrounds open for Units that are camping
- 5:00- 8:00 PM Troops arrive at camp
- 8:30-9:00 PM Cracker Barrel (SPL and 1 Scoutmaster)
- 8 PM Tentative Movie at the Ranger Station
- 10:00 PM Taps/ Lights Out

### Saturday

- 7:00 AM Reveille
- 8:00-9:00 AM Saturday Arrivals Registration
- 8:45 AM SPL/Scoutmaster Meeting (for those that missed the Friday Night SPL meeting.)
- 9:15-9:45 AM Opening Flag Ceremony
- 10:00 AM Klondike Begins \*Each patrol should send representative to headquarters 15 minutes before the start time\*
- 11:30-12:45 PM Cooking Contest (Ranger Cabin)
- 12:00-1:00 PM Lunch
- 1:00-3:00 PM Klondike Rotations Resumes
- 3:15-3:30 PM Turn in score sheets to HQ- ALL SCORE SHEETS MUST BE TURNED IN!!!
- 3:15—4:00 PM Two-man saw competition (patrols/troops)
- 4:30 PM Closing Ceremony- results will be announced
- 5:00 PM Klondike Ends.** Troops are on their own camping and providing their own Saturday evening program
- 10:00 PM Taps, lights out

### Sunday

- 9:00 AM Troops Depart — Safe Trip Home

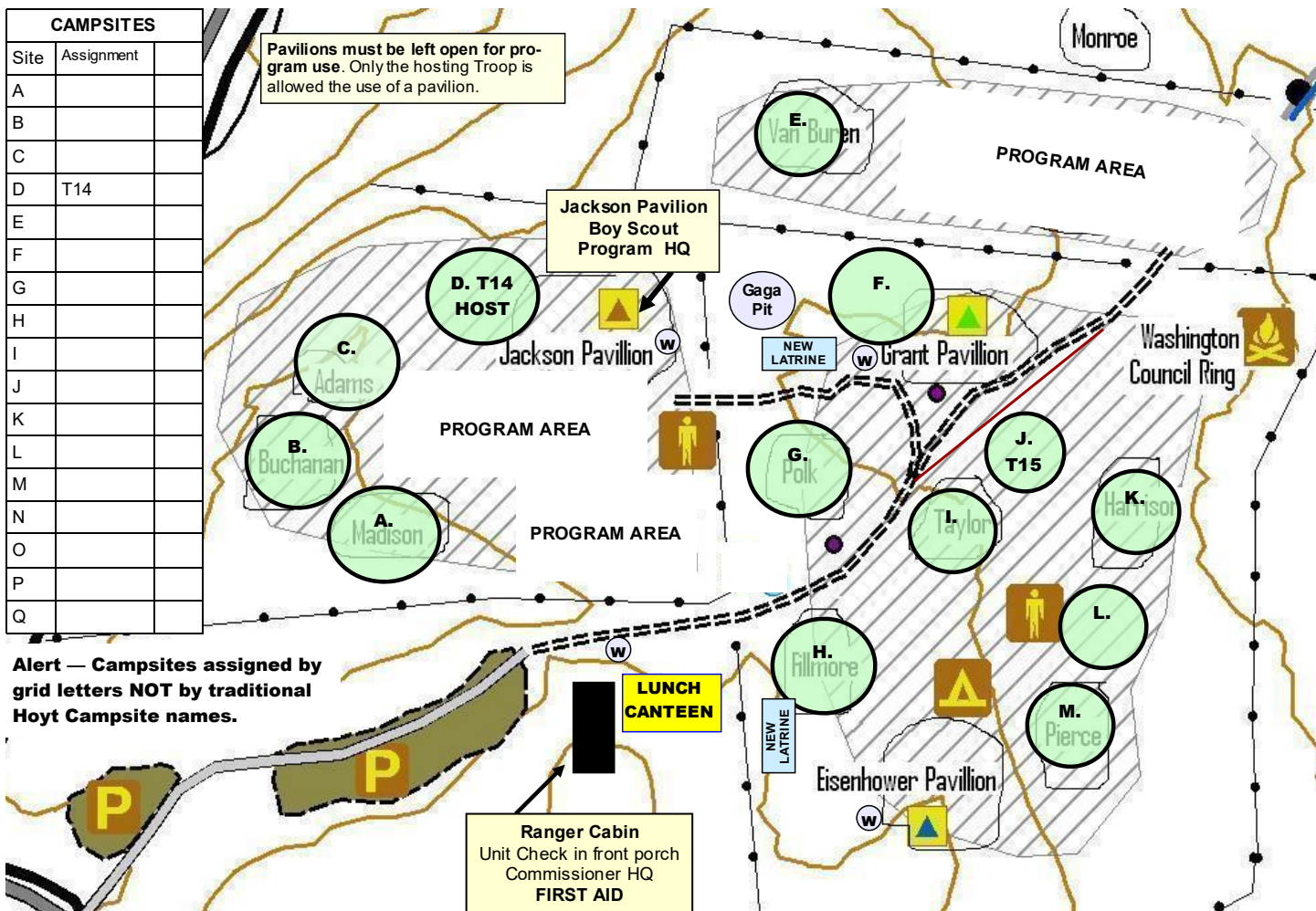


### Troops Camping Reminders:

- ➔ To make sure their Scouts are prepared for cold weather activities and/or camping for one to two nights.
- ➔ Troops camping will need to have at least one adult certified in First Aid/ CPR. Please provide the name of that person at check-in along with your troop roster.

| CAMPSITES |            |
|-----------|------------|
| Site      | Assignment |
| A         |            |
| B         |            |
| C         |            |
| D         | T14        |
| E         |            |
| F         |            |
| G         |            |
| H         |            |
| I         |            |
| J         |            |
| K         |            |
| L         |            |
| M         |            |
| N         |            |
| O         |            |
| P         |            |
| Q         |            |

Pavilions must be left open for program use. Only the hosting Troop is allowed the use of a pavilion.



Powahay Klondike Map of Lower Hoyt— Campsites & Program AREAS

**CHECK-IN AND CHECK-OUT**

- Friday Night Check-in: Powahay District Staff will be available Friday at 5 PM to check in Troops at the **Ranger Station** in the parking area.
- Please send an adult leader to District HQ BEFORE setting up your campsite.
- Saturday Check-in: Troops should arrive early enough Saturday to set up their campsite and be ready for the Scoutmaster/SPL Meeting at 9:00 AM and opening ceremony at 9:15 AM.
- A 4:00 pm Awards Ceremony has been scheduled for Saturday to allow troops to receive their awards and patches and not camp Saturday night. After the ceremony, the Klondike Program will end. Troops are on their own camping and providing their own Saturday evening program.
- Check-out: Please check out at HQ and we ask that you please make sure campsite is properly cleaned, campfire distinguished and any picnic tables carried over to your site are returned to where you found them.

**Guidelines**

- Weather and/or ground conditions at Hoyt may cause moving camping and program areas. Campsite finalized at check-in.
- Campsites are assigned on a first registered/first paid basis.
- Pavilions must be left open for program use. Only the hosting Troop is allowed the use of a pavilion.
- Troops should prepare for bringing all gear out to the camping area. Vehicles are not permitted beyond the parking lot, including dropping of troop trailers.
- Running water is available at the ranger cabin area and each pavilion.
- Be Prepared and bring your own fire wood.
- Quiet time begins at 10:00 PM.
- Not all campsite may have a fire ring **BE PREPARED** and bring your own.



• **Carry out all trash. No dumpster.**

**Powahay District Weather Cancellation Policy**

The District Key 3 and those responsible for an event from District Staffing will best determine if a delay start or cancellation of a District Activity is needed based on the following:

- ➔ Weather Alerts and Warnings.
- ➔ Driving conditions.
- ➔ Availability of District Staffing.
- ➔ Ability to run program.
- ➔ Weather related and other conditions at the location.

**Procedures:**

- ➔ The delay or cancellation of an event will be announced by 12 noon Friday unless circumstances require an earlier cancellation.
- ➔ Emails will be sent to Scoutmasters and we will post a notice on the Council Website.
- ➔ If we move forward with a district activity under potential travel advisory conditions, Unit Leadership is responsible to determine safe driving conditions for their unit and if their Scouts are prepared to meet the challenges of the pending weather. If a Troop has any concerns, please stay home and be safe.

This policy has been endorsed by Powahay’s District Chairman, District Commissioner, Council Area Staff, District Committee and Commissioner Staff.

**YOUTH LED CAMPOREE & PROGRAM**

“Empowering youth to be leaders is the core of Scouting. Scouts learn by doing, and what they do is lead their patrols and their troop. The Scouts themselves develop a troop program, then take responsibility for figuring out how they will achieve the goals. One of our most important challenges is to train youth leaders to run the troop by providing direction, coaching and support. Scouts will make mistakes now and then and will rely upon the adult leaders to guide them. But only through real hands-on experience as leaders can they learn to lead.” Scoutmaster Handbook

Following the above concept: Senior Patrol Leaders and ASPL’s will form the Klondike Greenbar and run the program.

**The Awards**

- ➔ Best Patrols — 1st, 2nd 3rd places Event Scoring
- ➔ Campsite Inspection Troop level — 1st, 2nd, 3rd
- ➔ Super Troop Scoring
  - Patrol Scores (Average)
  - Campsite Inspection Score
  - Camporee Participation (Ran Station or helped in other area)
  - Camped Overnight
  - Uniform: Scouts dressed properly for Cold Weather Camping and activities
  - Troop participated in Cooking contest
- ➔ Best Sled Award

|    | <b>Campsite Inspection</b>  | <b>Points</b> | <b>Score</b> |
|----|---|---------------|--------------|
| 1  | Gateway<br>Defined Entrance<br>Troop Identification<br>Troop/American Flag Displayed properly | 10            |              |
| 2  | Campsite layout proper and practical  | 5             |              |
| 3  | Tents pitched correctly with ground covers  | 5             |              |
| 4  | Campsite clean  | 5             |              |
| 5  | Duty roster posted and chores completed   | 5             |              |
| 6  | Menu posted and meals balanced  | 5             |              |
| 7  | Food stored properly  | 5             |              |
| 8  | Garbage stored effectively  | 5             |              |
| 9  | Cooking gear clean and stored correctly   | 5             |              |
| 10 | Fire ring location and area safe  | 5             |              |
| 11 | First aid kit available and visible   | 10            |              |
| 12 | Ax yard located and in safe location  | 5             |              |
| 13 | Ax yard tools stored correctly  | 5             |              |
| 14 | Fire buckets or Fire Extinguisher   | N/A           |              |
| 15 | Judges discretionary points awarded   | 10            |              |
| 16 | Courtesy & Friendliness of Troop Scouts & Leaders   | 10            |              |
|    | <b>Total Score</b>  | <b>100</b>    |              |

**Klondike Sled Equipment List**

***Each patrol is encouraged to have their own sled. Easy to build plans can found on the internet.***

Other than your personal gear or any other items that you want to carry on your Patrol’s sled, the following items are mandatory and must be on your sled (or person) during the initial sled inspection.

- ➔ 5 lengths of rope, each 5-6 FT long
- ➔ 2 poles between 6-8 feet
- ➔ Fire starting materials (matches, lighters, lint, shavings, tinder, etc. no fatwood or accelerants)
- ➔ Compass
- ➔ Basic first aid kit
- ➔ Water- 1 quart for each scout in the patrol
- ➔ Sled with tow-ropes
- ➔ Proper footwear and clothing
- ➔ Gallon zip-lock bag (all fire building materials, no accelerants)
- ➔ TWO 6 X 8 tarps

## Klondike Derby Events — Revised 12/14/19

**Sled Inspection** — to take place at the opening before the start of the stations. Sled is inspected for all required equipment and for proper packing; nothing should fall out when the sled is turned over. Every Scout must be wearing appropriate clothing and footwear. Each sled should contain the Ten Essential Item for camping.

1. **Panning for Gold** — Patrol uses a tarp cooperatively to toss a "nugget" over a horizontal rope 3 m above the ground. The nugget should be a tennis ball or a larger ball, colored yellow. It must not be a hard object in case it falls on a Scout's head. The event can be scored by counting the number of consecutive times the nugget gets over the rope.
2. **Whiteout Walk** — A rope is strung between trees along a zigzag route. Scouts are blindfolded, spun around, and have their hands placed on a rope. They are timed as they follow the trail. The backstory is that there are whiteout weather conditions and they must follow a previously established trail.
3. **Lashings** — Patrol demonstrates lashings in the construction of a tower. Each member takes a turn tying the required knot or lashing.
4. **Two-man saw** — You need to cut up a log as quickly as possible. Each patrol member must take a turn cutting the log.
5. **Blindfolded Stretcher Carry** — Four blindfolded Scouts carry a fifth Scout (not blindfolded) on a stretcher around a course following directions given by the Scout on the stretcher.
6. **Nitroglycerine** — The patrol must lift the filled transport device off the ground and maneuver it then carefully lower the transport device onto the finish area without spilling any liquid along the way. iv. All patrol members must use their rope to help maneuver the transport device with one exception. The patrol has the option of electing one member to act as the leader and not hold a rope.
7. **Tomahawk Toss** — Patrol members throw tomahawks at targets. No practice tosses.
8. **Fire Build** — Every Patrol is required to bring the necessary materials to build a fire. The materials must be stored in a One Gallon Zip lock bag. The Patrols are to build, and maintain fire with no additional materials. The fire must be able to burn through rope at various heights above fire pit. Will be given three matches to start. No Fatwood or accelerants.
9. **Semaphore** — Each Patrol will have a sender and receiver of signals. Each patrol will have flags to send and receive alphabetic codes.
10. **Slide Puzzle** — Each patrol must solve puzzle. The patrol must arrange tiles to form complete picture.
11. **Avalanche Mortar** — Each patrol will need to assemble air rockets. Rockets will then be launched at ground targets. Multiple attempts for maximum points.
12. **Knots** — Scouts tie knots and show they know how to use them.
13. **Smoochboard Race** — Patrol members' right feet are tied to one long 2x4; left feet to another. Patrol is timed in a course on flat ground.
14. **Dead not Dead** — Scouts, one at a time, will approach three pictures of three different species from the same genus. Two of these species will be deadly, and one will be safe. The scout must choose the right species to get a point and move on. If they choose wrong, they will be out and the next scout in line will go. Each right answer is 1 point and wrong answers are worth nothing. Each patrol will have 10 guesses and no scout can go twice unless there are less than 10 scouts in the patrol.
15. **Orienteering** — Using a compass to navigate from starting point to find various items.
16. **Memory Relay** — Scouts will take turns running to a table that has items covered. Items

# POWAHAY DISTRICT BOY SCOUT PARKING

Please place on dash so it can be seen from windshield.


Name: \_\_\_\_\_

Unit: \_\_\_\_\_

Cell Phone: \_\_\_\_\_

**Please make copies for each vehicle parking at the Klondike.**

**Winter Camping**  
“Don’t Be A Frozen Hero!”



All Troops are to conduct “Cold Weather Training” for their Scouts prior to the Klondike. Adult Leaders should be familiar with the Winter Camping — Guide to Safe Scouting.

It is the responsibility of the Troop Adult Leadership that their Scouts arrive for the Klondike with the necessary skills and equipment required to safely camp and participate in the activities. Troop Leaders should not hesitate to send Scouts home not properly prepared.

Remind Scouts that the buddy system is in effect at all times, and Scouts should feel comfortable reporting having problems with the “cold” and “Don’t Be A Frozen Hero” concept. The new Pump House/Ranger Station will be open 24 hours as a warming station.

*Winter Camping — Qualified Supervision. It is vital that a leader be an experienced winter camper with strong character and common sense. — Guide to Safe Scouting*

## Klondike Derby Check List

- Registered and signed up by January 15.
- Have at least one adult First Aid and CPR Trained to camp overnight.
- Conducted a Cold Weather Camping Training and First Aid Review with your troop.
- Klondike Sled ready to go.

**Powahay District Klondike Derby  
Lunch Cooking Contest**

**The Winter Lunch  
Challenge**

**Saturday, Jan. 25, 2020 — 11:30 AM**



In winter, food doesn't just keep you going: It keeps you warm. The carbs, fat, and protein in a well-balanced meal provide a store of fuel to burn in cold temperatures.

The Klondike Cooking contest challenge is to come up with the best lunch recipe that provides the nutrients needed for cold weather and can be easily cooked in a time period.

Ideas:

- Hearty soup
- Stew
- Chili

You can cook in a skillet, pot or Dutch oven.

- Meals should be 1-pot meals to keep cleanup to a minimum.
- It's hard to chop vegetables and meats with gloves on. We will allow prepping ingredients before the Klondike at a troop meeting. A Scout is trustworthy so prepping is done as a team and not delegated to a parent.
- Prepared ingredients should be safely stored in Ziploc bags and shown to judges before the cooking begins.

Recipes should include:

- Fresh vegetables
- A protein (one or more meats)
- A starch— potatoes, rice, egg noodles, pasta
- District will provide one mystery item
- Side dishes — sandwich, bread, rolls, etc.

District will provide:

- Mystery item
- Great prizes (to be announced)

Troops will provide:

- Cooking gear and utensils.
- Two burner stove is recommended or cooking fire.

Guidelines:

1. We will allow each patrol entered in the Klondike to enter in the cooking contest.
  - Adults — In addition, each troop can have one adult team of 2 adults.
2. Troops will sign up Patrol through the online registration.
3. Cooking will take place at the troop campsite.
4. Cooking contest starts at 11:30 and entries due to the Ranger Cabin by 12:45 pm.
  - ➔ The mystery item and a container will be provided at the Friday Night SPL Meeting and for troops coming in Saturday at the 8:45 AM SPL Meeting.
  - ➔ Entries due no later than 12:45 PM Saturday at the Ranger Station. At least 3 members of the team should make the presentation.
2. Cooking fires should be started before 11:30 am.
3. District would provide judges for the Youth Contest. Youth (SPL's) would judge the Adult entries.
4. Judging based on
  - Ease of recipe
  - Taste
  - Texture/Appearance
  - Presentation
  - Completed within the time allowed
  - Extra points if entry is used to feed your entire patrol/troop for lunch.

**POWAHAY KLONDIKE COOKING CONTEST — PLEASE USE THIS TO LABEL YOUR ENTRY**

Patrol: \_\_\_\_\_ Troop: \_\_\_\_\_

Name of Patrol Leader: \_\_\_\_\_

Name of your contest entry \_\_\_\_\_

\_\_\_\_\_  
\_\_\_\_\_